

DIXIT RA8 RECESSED

A56061-

base number Color
Temperature

1. To build a product code in our configurator select the specify button on the base model # product page
2. To build a manual product code on this datasheet choose from the options listed below in blue font and add the suffix to the base model #

GENERAL

Series: Dixit

Subseries: Dixit RA8

Brand: Ivela

Division: Architectural

Mounting Type: Recessed

Mounting Location: Ceiling

Subcategory: Downlight

PHYSICAL

Shape: Round

Diameter (mm): 96

Diameter (in): 3 3/4

Height (mm): 85

Height (in): 3 3/8

Min. Recessing Depth (mm): 125

Min. Recessing Depth (in): 4 15/16

Light Distribution: Direct

Weight (kg): 0.3

Weight (lbs): 0.66

Diffuser: Clear Polycarbonate

Fixture Finish: MWH

Fixture Material: Aluminum Die Cast

Cut-out Measurements: 92mm / 3 5/8"

ELECTRICAL

Lamp Type: LED

Total Output Wattage (W): 5.5 / 8.5

Dimming: Tri-Mode (Non-Dimming and Phase Dimming (120Vac only) and 0-10V Dimming)

Driver Included: No

Driver Location: Recessed Housing

Driver Type: Constant Current - Universal

Driver Class: Class 2

Input Voltage (V): 120 - 277

Constant Current (MA): 350 / 500

LED

Number of LEDs: 1

Color Temperature (°K): 2700 / 3000

Max. Delivered Lumen (lm): 501 / 638

CRI: >90 CRI

Efficiency (%): 87.7

Lamp Life (hrs): 50000

Upon Request: 3500K upon request

OPTICAL

Optic°: 26

Beam Angle: Symmetric

Adjustability: Fixed

Upon Request: Optic 45° (mirror-metallized) / 65° (white)

RATINGS AND CERTIFICATIONS

Certified By: Certified for North American Standards

IP rating: IP44

IK Rating: IK08

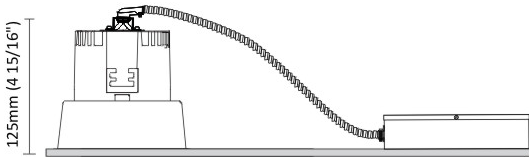
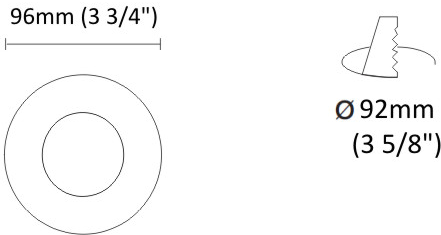
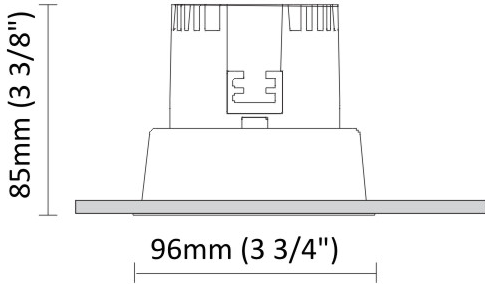
PROJECT

TYPE

SPECIFIER

QUANTITY

DATE



PROJECT	
TYPE	
SPECIFIER	
QUANTITY	
DATE	



RA 8 TL DIXIT LED 6,5W 550 lm					R: 100%		I. Max: 2958 Cd/Klm	
H[m]	D[m]	Max lux	Med lux	Alpha=26°	H[m]	D[m]	Max lux	Med lux
1.00	0.47	1508	939		1.00	0.47	1508	939
2.00	0.94	377	235		2.00	0.94	377	235
3.00	1.41	168	104		3.00	1.41	168	104
4.00	1.89	94	59		4.00	1.89	94	59
5.00	2.36	60	38		5.00	2.36	60	38

DP

DV

Dimming

Phase

0-10V

Color Temperature

27K 30K 35K

2700K 3000K 3500K

K°

Order Example

L5XXXXXX-DV-30K

0-10V

3000K

K°



DIXIT RA8 RECESSED

A56077-

base number Color Temperature

1. To build a product code in our configurator select the specify button on the base model # product page
2. To build a manual product code on this datasheet choose from the options listed below in blue font and add the suffix to the base model #

GENERAL

Series: Dixit

Subseries: Dixit RA8

Brand: Ivela

Division: Architectural

Mounting Type: Recessed

Mounting Location: Ceiling

Subcategory: Downlight

PHYSICAL

Shape: Round

Diameter (mm): 103

Diameter (in): 4 1/16

Height (mm): 85

Height (in): 3 3/8

Min. Recessing Depth (mm): 125

Min. Recessing Depth (in): 4 15/16

Light Distribution: Direct

Weight (kg): 0.3

Weight (lbs): 0.66

Diffuser: Clear Polycarbonate

Fixture Finish: MWH

Fixture Material: Aluminum Die Cast

Cut-out Measurements: 96mm / 3 3/4"

ELECTRICAL

Lamp Type: LED

Total Output Wattage (W): 9 / 12

Dimming: Tri-Mode (Non-Dimming and Phase Dimming (120Vac only) and 0-10V Dimming)

Driver Included: No

Driver Location: Recessed Housing

Driver Type: Constant Current - Universal

Driver Class: Class 2

Input Voltage (V): 120 - 277

Constant Current (MA): 250 / 350

LED

Number of LEDs: 1

Color Temperature (°K): 2700 / 3000

Max. Delivered Lumen (lm): 1096 / 1447

CRI: >90 CRI

Efficiency (%): 73

Lamp Life (hrs): 50000

Upon Request: 3500K upon request

OPTICAL

Optic°: 26

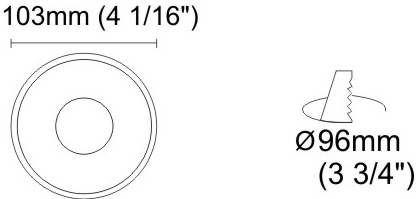
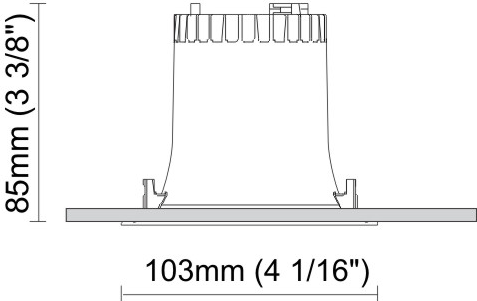
Adjustability: Fixed

RATINGS AND CERTIFICATIONS

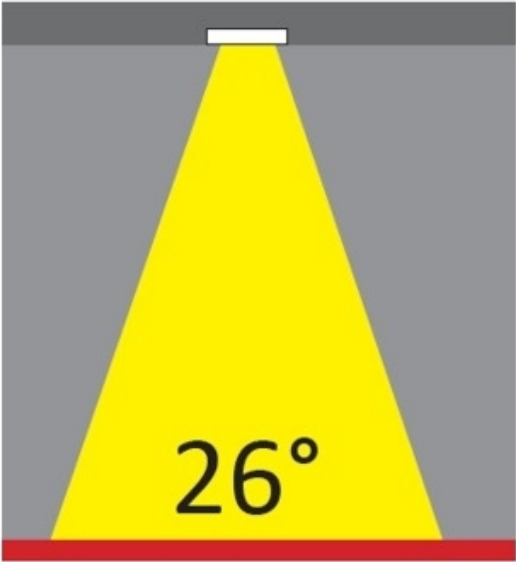
Certified By: Certified for North American Standards

IP rating: IP43


PROJECT
TYPE
SPECIFIER
QUANTITY
DATE



PROJECT
TYPE
SPECIFIER
QUANTITY
DATE



	DP	DV	
Dimming	Phase	0-10V	
Color Temperature	27K 2700K	30K 3000K	35K 3500K

Order Example  **K°**
L5XXXXXX-DV-30K
0-10V 3000K



PROJECT
TYPE
SPECIFIER
QUANTITY
DATE

Fixture Finish



Digital: Not all screens are calibrated the same, and therefore, colors will appear differently between screens.
Physical: When texture is involved, there will be variations in color, character and tone within a product series and between product families.



LEGEND

	floor-mounted		pivotal		special LED (upon request) RGB, RGBW, tunable, gold+, meat+, art+, fashion+
	wall and ceiling: recessed and surface mounted		rotating		warm dim / natural dimming LED
	ceiling-mounted and wall-mounted		illuminate tilted		rechargeable battery powered
	wall-mounted		color of suspension cable		fixture with natural vivid LED (upon request)
	omni-directional light distribution		length of suspension cable		color rendering index
	direct light distribution		reflector degree selection		color temperature
	direct/indirect light distribution		super spot		lumen (luminous flux)
	indirect light distribution		lens		efficacy (lumens per watt)
	asymmetric light distribution		lens pack		Unified Glare Rating (UGR) range from 5-40
	aura light distribution		shine ring		marine grade (AISI 316 stainless steel)
	round wall or ceiling cut-out		integrated shine ring with diffuser		walk on
	square wall or ceiling cut-out		free individual colors 01-29		drive on
	the supplied jig specifies the cutout dimensions		individual colors: 00 (free of charge), 01-25 (extra charge)		Dark Sky Compliance
	minimum distance (meters) lamp - object		luminaire part to be colored (F1)		Americans with Disabilities Act (less than 4" off the wall located between 27"-84" from floor)
	recessed depth		luminaire part to be colored (F2)		lamp protected against explosion
	ceiling thickness in mm		luminaire part to be colored (F3)		blown glass using traditional methods by master glass blower
	ceiling thickness selection		luminaire part to be colored (F4)		acoustic material
	dimmable DP (phase), DV (0-10V), DD (dali), DS (step-dim)		luminaire part to be colored (F5)		protection class I, protection insulation
	included or excluded LED driver/transformer/control gear		color of 3-circuit adaptor		protection class II, protection insulation
	separately switchable		indirect diffuser		ETL Certified to UL and CSA Standards
	sensor		direct diffuser		UL Certified to UL and CSA Standards
	remote control		ball-proof (upon request)		CSA Certified to UL and CSA Standards
	available upon request		accessory		Certified for North American Standards

IP RATING

	protected against ingress of solid bodies greater than 12.5mm (finger)
	protected against ingress of solid bodies greater than 2.5mm protected against sprays of water up to 60 degrees from the vertical (rain)
	protected against ingress of solid bodies greater than 1mm (wire) no protection against the ingress of moisture
	protected against ingress of solid bodies greater than 1mm (wire) protected against sprays of water up to 60 degrees from the vertical (rain)
	protected against ingress of solid bodies greater than 1mm (wire) protected against water splashed from all directions
	protected against limited ingress of dust (wet rooms/covered outdoor areas) protected against water splashed from all directions
	protected against ingress of dust protected against jets of water
	protected against ingress of dust protected against powerful jets of water or heavy seas
	protected against ingress of dust protected against immersion of water between 15cm - 1m for 30 minutes
	protected against ingress of dust protected against immersion of water under pressure for long periods

IK RATING

	protected against 0.14 joules impact (equivalent to 0.25kg mass dropped from 56mm above the surface)
	protected against 0.2 joules impact (equivalent to 0.25kg mass dropped from 80mm above the surface)
	protected against 0.35 joules impact (equivalent to 0.25kg mass dropped from 140mm above the surface)
	protected against 0.5 joules impact (equivalent to 0.25kg mass dropped from 200mm above the surface)
	protected against 0.7 joules impact (equivalent to 0.25kg mass dropped from 280mm above the surface)
	protected against 1 joules impact (equivalent to 0.25kg mass dropped from 400mm above the surface)
	protected against 2 joules impact (equivalent to 0.5kg mass dropped from 400mm above the surface)
	protected against 5 joules impact (equivalent to 1.7kg mass dropped from 300mm above the surface)
	protected against 10 joules impact (equivalent to 5.0kg mass dropped from 200mm above the surface)
	protected against 20 joules impact (equivalent to 5.0kg mass dropped from 400mm above the surface)